

Print-out of Monthly or Yearly Calendar

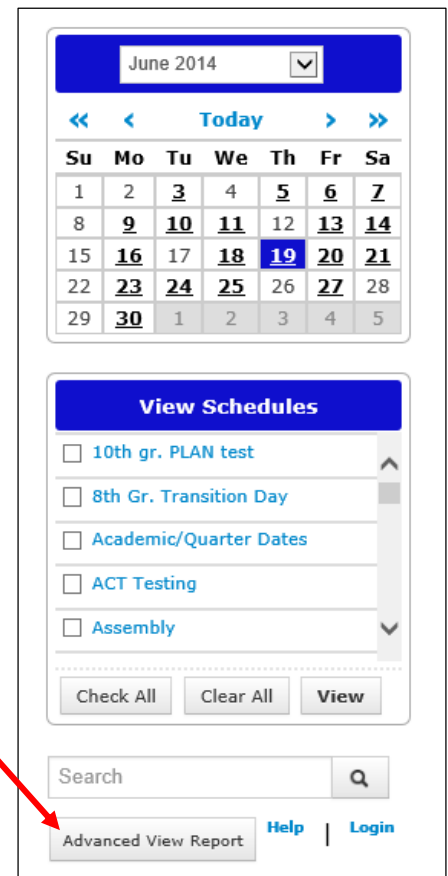
Select your Calendar of Events link from the District Homepage:

<http://www.northiowa.org/>

Remember these events may change periodically.

If you choose to print out the entire year, be advised that changes might occur.

Scroll down until you see “Advanced View Report”

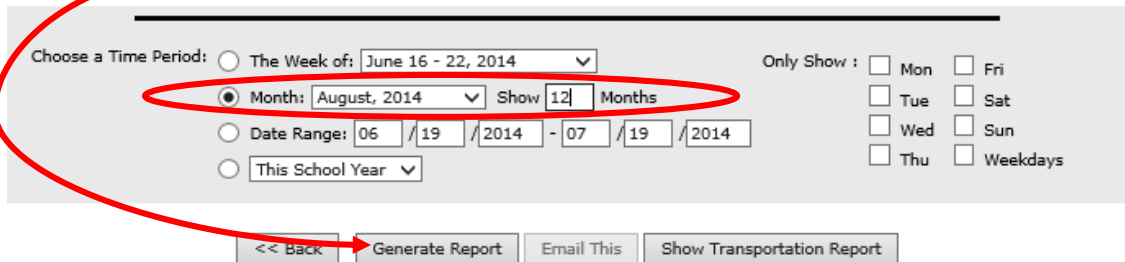


You can then choose the time period you wish to print.

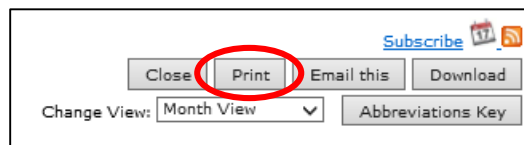
For example – if you want to print 12 months beginning with August,

select Month: August Show: 12 Months

Then click on “Generate Report”



Choose how you would like to sort your events, and click on “Show Report”.



After selecting “Print” at the top of the page, you may want to select landscape instead of portrait. You might see this option differently on each computer, but you may have to go into “preferences” and choose Landscape before you print.

